

Key Information Document

Purpose

This document provides you with key information about this investment product. It is not marketing material. The information is required by law to help you understand the nature, risks, costs, potential gains and losses of this product and to help you compare it with other products.

Winton Trend Fund (UCITS)

Share Class: US\$ I Shares (ISIN: IE00BG382P13)

A sub fund of Winton UCITS Funds ICAV (the "Fund"). The Fund is manufactured and managed by Winton Fund Management Ireland DAC.

PRIPs Manufacturer: Winton Fund Management Ireland DAC

Website: www.winton.com; Telephone: +44(0)20 8576 5800

The Central Bank of Ireland is responsible for supervising Winton Fund Management Ireland DAC in relation to this Key Information Document ("KID").

This PRIIP is authorised in Ireland.

Winton Fund Management Ireland DAC is authorised in Ireland and regulated by the Central Bank of Ireland.

This document was last updated on 14/03/2025.

What is this Product?

Type

The Fund is a sub-fund of Winton UCITS Funds ICAV, an umbrella open-ended Irish collective asset-management vehicle authorised by the Central Bank of Ireland as a UCITS, and this KID describes the share class above and the Fund.

The Share Class is accumulating, meaning that any income generated by the Fund is reinvested.

The base currency of the Fund is USD and the currency of the Share Class is USD.

Investment Objective and Policy

The investment objective of the Fund is to seek to achieve long term investment growth.

To achieve its objective, the Fund invests in a diversified portfolio of financial contracts (derivatives) that provide a return linked to the performance of certain share indices, tradeable debt (bonds), interest rates and currencies. The use of derivatives also allows the Fund to benefit from the decline in the value of such assets (short positions).

The Fund also invests in products known as 'structured financial instruments', a form of investment that provides a return linked to the performance of certain commodity markets.

The Fund's investments are determined according to a systematic trend-following strategy developed by Winton Capital Management Limited following a process that is based on statistical analysis of historical data.

The Fund is actively managed which means that the Investment Manager is actively making investment decisions for the Fund.

The Fund is not managed in reference to a benchmark.

No income will be paid on your investment.

You may sell your investment on a daily basis.

Intended investor

The Fund is intended for sophisticated retail and institutional investors

Term

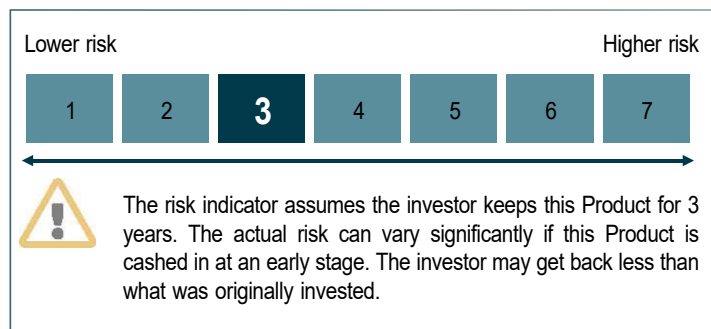
The Fund has no maturity date.

The Fund can be terminated if the net asset value is below USD 20 million or if a change in the economic or political situation would justify such liquidation if necessary in the interests of the shareholders.

Depository: The Bank of New York Mellon SA/NV, Dublin Branch

What are the risks and what could I get in return?

Risk Indicator



The summary risk indicator is a guide to the level of risk of this product compared to other products. It shows how likely it is that the product will lose money because of movements in the markets. The risk category is not guaranteed and may change over time.

This product has been classified as 3 out of 7, which is a medium-low risk class.

For other risks materially relevant to the Fund which are not taken into account in the summary risk indicator, please read the Fund's Annual Report or Prospectus available at <https://www.wintonucits.com>.

Performance Scenarios

The figures shown include all the costs of the product itself but may not include costs payable to an advisor or distributor. The figures do not take into account the investor's personal tax situation, which may also affect the return of the investment.

Future market performance will determine the return from this product. Market developments in the future are uncertain and cannot be accurately predicted.

The unfavourable, moderate, and favourable scenarios shown in the table below are illustrations using the worst, average, and best performance of the product and/or the suitable benchmark/proxy over the last 10 years. Markets could develop very differently in the future.

Recommended Holding Period: 3 years		Investment of 10,000 USD	
		If you exit after 1 year	If you exit after 3 years
Stress Scenario	What you might get back	5,700 USD	6,767 USD
	Average Return each year	-43.00 %	-12.21 %
Unfavourable Scenario	What you might get back	9,086 USD	9,741 USD
	Average Return each year	-9.14 %	-0.87 %
Moderate Scenario	What you might get back	10,494 USD	12,038 USD
	Average Return each year	4.94 %	6.38 %
Favourable Scenario	What you might get back	12,378 USD	14,682 USD
	Average Return each year	23.78 %	13.66 %

The stress scenario shows what an investor might get back in extreme market circumstances.

Unfavourable scenario: This type of scenario occurred for an investment in the product and/or a suitable benchmark/proxy between 01/03/2016 and 01/03/2019.

Moderate scenario: This type of scenario occurred for an investment in the product and/or a suitable benchmark/proxy between 12/07/2018 and 12/07/2021.

Favourable scenario: This type of scenario occurred for an investment in the product and/or suitable benchmark/proxy between 31/10/2020 and 31/10/2023.

What happens if Winton Fund Management Ireland DAC is unable to pay out?

The assets of the Fund are held in safekeeping by its Depositary. In the event of the insolvency of Winton Fund Management Ireland DAC, the Fund's assets in the safekeeping of the Depositary will not be affected. However, in the event of the Depositary's insolvency, or someone acting on its behalf, the Fund may suffer a financial loss. However, this risk is mitigated to a certain extent by the fact the Depositary is required by law and regulation to segregate its own assets from the assets of the Fund. As a shareholder in the Fund, there is no investor compensation or guarantee scheme applies to an investment in the Fund.

What are the costs

The person advising on or selling you this product may charge you other costs. If so, this person will provide you with information about these costs and how they affect your investment.

Costs over time

The tables show the amounts that are taken from your investment to cover different types of costs. These amounts depend on how much you invest, how long you hold the Fund and how the Fund performs. The amounts shown here are illustrations based on an example investment amount and different possible investment periods.

We have assumed that, in the first year, you would get back the amount that you invested (0 % annual return). For the other holding period, we have assumed the Fund performs as shown in the 'moderate' scenario.

Recommended Holding Period: 3 years Investment of 10,000 USD		If you exit after 1 year	If you exit after 3 years
Total Costs		135 USD	490 USD
Annual cost impact % *		1.4 %	1.4 % each year

(*) This illustrates how costs reduce your return each year over the holding period. For example it shows that if you exit at the recommended holding period your average return per year is projected to be 7.80 % before costs and 6.38% after costs.

Composition of costs

One-off costs upon entry or exit		If you exit after 1 year
Entry costs	No subscription fee applies.	0 USD
Exit costs	No redemption fee applies.	0 USD
Ongoing costs taken each year		
Management fees and other administrative or operating costs	0.99% of the value of your investment per year. This is an estimate based on actual costs over the last year.	99 USD
Transaction costs	0.36% of the value of your investment per year. This is an estimate of the costs incurred when we buy and sell the underlying investments for the product. The actual amount will vary depending on how much we buy and sell.	36 USD
Incidental costs taken under specific conditions		
Performance Fees	No performance fee applies.	0 USD

How long should I hold it and can I take my money out early?

There is no recommended minimum holding period for this Fund but investors should not view this as a short term investment. However, you can redeem your investment without penalty at any time in accordance with the Fund's prospectus.

How can I complain?

Please contact the management company with any questions, comments or complaints by telephone, email or post:

Winton Fund Management Ireland DAC

32 Molesworth Street

Dublin 2

Tel: +44(0)20 8576 5800

E-mail: investorservices@winton.com

Complaints

Complaints from investors should in the first instance be directed to your usual contact person or via the contact details listed above.

Other relevant information

The Share Class (Class US\$ I Shares) presented in this Key Information Document is representative of Class GBP I Shares (ISIN: IE00BG382Q20), Class EUR I Shares (ISIN: IE00BG382R37), Class AUD I Shares (ISIN: IE000SP1HEY4) and Class CHF I Shares (ISIN: IE00BG382S44) in the Fund.

Additional documents in English relating to this Fund such as Prospectus, Annual and Semi-Annual Reports as well as other information including the latest share prices are available free of charge at www.wintonucits.com.

Past performance and performance scenarios: Go to www.wintonucits.com. Note that past performance is not an indicator of future results.

Key Information Document

Purpose

This document provides you with key information about this investment product. It is not marketing material. The information is required by law to help you understand the nature, risks, costs, potential gains and losses of this product and to help you compare it with other products.

Winton Trend Fund (UCITS)

Share Class: EUR I-P Shares (ISIN: IE00BG382T50)

A sub fund of Winton UCITS Funds ICAV (the "Fund"). The Fund is manufactured and managed by Winton Fund Management Ireland DAC.

PRIPs Manufacturer: Winton Fund Management Ireland DAC

Website: www.winton.com; Telephone: +44(0)20 8576 5800

The Central Bank of Ireland is responsible for supervising Winton Fund Management Ireland DAC in relation to this Key Information Document ("KID").

This PRIIP is authorised in Ireland.

Winton Fund Management Ireland DAC is authorised in Ireland and regulated by the Central Bank of Ireland.

This document was last updated on 14/03/2025.

What is this Product?

Type

The Fund is a sub-fund of Winton UCITS Funds ICAV, an umbrella open-ended Irish collective asset-management vehicle authorised by the Central Bank of Ireland as a UCITS, and this KID describes the share class above and the Fund.

The Share Class is accumulating, meaning that any income generated by the Fund is reinvested.

The base currency of the Fund is USD and the currency of the Share Class is EUR.

Investment Objective and Policy

The investment objective of the Fund is to seek to achieve long term investment growth.

To achieve its objective, the Fund invests in a diversified portfolio of financial contracts (derivatives) that provide a return linked to the performance of certain share indices, tradeable debt (bonds), interest rates and currencies. The use of derivatives also allows the Fund to benefit from the decline in the value of such assets (short positions).

The Fund also invests in products known as 'structured financial instruments', a form of investment that provides a return linked to the performance of certain commodity markets.

The Fund's investments are determined according to a systematic trend-following strategy developed by Winton Capital Management Limited following a process that is based on statistical analysis of historical data.

The Fund is actively managed which means that the Investment Manager is actively making investment decisions for the Fund.

The Fund is not managed in reference to a benchmark.

No income will be paid on your investment.

You may sell your investment on a daily basis.

Intended investor

The Fund is intended for sophisticated retail and institutional investors

Term

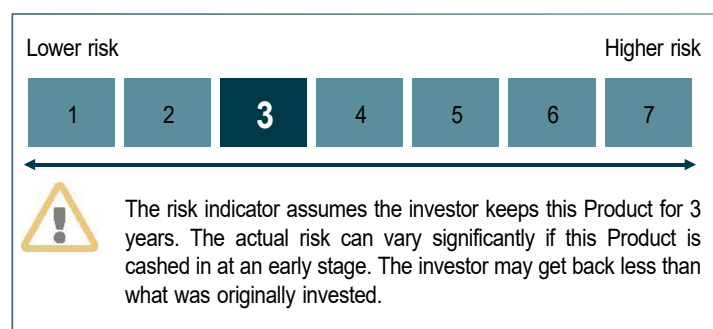
The Fund has no maturity date.

The Fund can be terminated if the net asset value is below USD 20 million or if a change in the economic or political situation would justify such liquidation if necessary in the interests of the shareholders.

Depository: The Bank of New York Mellon SA/NV, Dublin Branch

What are the risks and what could I get in return?

Risk Indicator



The summary risk indicator is a guide to the level of risk of this product compared to other products. It shows how likely it is that the product will lose money because of movements in the markets. The risk category is not guaranteed and may change over time.

This product has been classified as 3 out of 7, which is a medium-low risk class. For other risks materially relevant to the Fund which are not taken into account in the summary risk indicator, please read the Fund's Annual Report or Prospectus available at <https://www.wintonucits.com>.

Performance Scenarios

The figures shown include all the costs of the product itself but may not include costs payable to an advisor or distributor. The figures do not take into account the investor's personal tax situation, which may also affect the return of the investment.

Future market performance will determine the return from this product. Market developments in the future are uncertain and cannot be accurately predicted.

The unfavourable, moderate, and favourable scenarios shown in the table below are illustrations using the worst, average, and best performance of the product and/or the suitable benchmark/proxy over the last 10 years. Markets could develop very differently in the future.

Recommended Holding Period: 3 years		Investment of 10,000 EUR	
		If you exit after 1 year	If you exit after 3 years
Stress Scenario	What you might get back	5,706 EUR	6,769 EUR
	Average Return each year	-42.94 %	-12.20 %
Unfavourable Scenario	What you might get back	8,975 EUR	9,468 EUR
	Average Return each year	-10.25 %	-1.81 %
Moderate Scenario	What you might get back	10,437 EUR	11,670 EUR
	Average Return each year	4.37 %	5.28 %
Favourable Scenario	What you might get back	12,277 EUR	14,053 EUR
	Average Return each year	22.77 %	12.01 %

The stress scenario shows what an investor might get back in extreme market circumstances.

Unfavourable scenario: This type of scenario occurred for an investment in the product and/or a suitable benchmark/proxy between 27/09/2022 and 31/12/2024.

Moderate scenario: This type of scenario occurred for an investment in the product and/or a suitable benchmark/proxy between 23/03/2018 and 23/03/2021.

Favourable scenario: This type of scenario occurred for an investment in the product and/or suitable benchmark/proxy between 31/10/2020 and 31/10/2023.

What happens if Winton Fund Management Ireland DAC is unable to pay out?

The assets of the Fund are held in safekeeping by its Depositary. In the event of the insolvency of Winton Fund Management Ireland DAC, the Fund's assets in the safekeeping of the Depositary will not be affected. However, in the event of the Depositary's insolvency, or someone acting on its behalf, the Fund may suffer a financial loss. However, this risk is mitigated to a certain extent by the fact the Depositary is required by law and regulation to segregate its own assets from the assets of the Fund. As a shareholder in the Fund, there is no investor compensation or guarantee scheme applies to an investment in the Fund.

What are the costs

The person advising on or selling you this product may charge you other costs. If so, this person will provide you with information about these costs and how they affect your investment.

Costs over time

The tables show the amounts that are taken from your investment to cover different types of costs. These amounts depend on how much you invest, how long you hold the Fund and how the Fund performs. The amounts shown here are illustrations based on an example investment amount and different possible investment periods.

We have assumed that, in the first year, you would get back the amount that you invested (0 % annual return). For the other holding period, we have assumed the Fund performs as shown in the 'moderate' scenario.

Recommended Holding Period: 3 years Investment of 10,000 EUR		If you exit after 1 year	If you exit after 3 years
Total Costs		142 EUR	505 EUR
Annual cost impact % *		1.4 %	1.5 % each year

(*) This illustrates how costs reduce your return each year over the holding period. For example it shows that if you exit at the recommended holding period your average return per year is projected to be 6.78 % before costs and 5.28% after costs.

Composition of costs

One-off costs upon entry or exit		If you exit after 1 year
Entry costs	No subscription fee applies.	0 EUR
Exit costs	No redemption fee applies.	0 EUR
Ongoing costs taken each year		
Management fees and other administrative or operating costs	1.06% of the value of your investment per year. This is an estimate based on actual costs over the last year.	106 EUR
Transaction costs	0.36% of the value of your investment per year. This is an estimate of the costs incurred when we buy and sell the underlying investments for the product. The actual amount will vary depending on how much we buy and sell.	36 EUR
Incidental costs taken under specific conditions		
Performance Fees	No performance fee applies.	0 EUR

How long should I hold it and can I take my money out early?

There is no recommended minimum holding period for this Fund but investors should not view this as a short term investment. However, you can redeem your investment without penalty at any time in accordance with the Fund's prospectus.

How can I complain?

Please contact the management company with any questions, comments or complaints by telephone, email or post:

Winton Fund Management Ireland DAC

32 Molesworth Street

Dublin 2

Tel: +44(0)20 8576 5800

E-mail: investorservices@winton.com

Complaints

Complaints from investors should in the first instance be directed to your usual contact person or via the contact details listed above.

Other relevant information

The Share Class (EUR I-P Shares) presented in this Key Information Document is representative of USD I-P Shares (ISIN: IE00BMC4XL50) in the Fund.

Additional documents in English relating to this Fund such as Prospectus, Annual and Semi-Annual Reports as well as other information including the latest share prices are available free of charge at www.wintonucits.com.

Past performance and performance scenarios: Go to www.wintonucits.com. Note that past performance is not an indicator of future results.

Key Information Document

Purpose

This document provides you with key information about this investment product. It is not marketing material. The information is required by law to help you understand the nature, risks, costs, potential gains and losses of this product and to help you compare it with other products.

Winton Trend Fund (UCITS)

Share Class: USD I-D Shares (ISIN: IE00041MQRS1)

A sub fund of Winton UCITS Funds ICAV (the "Fund"). The Fund is manufactured and managed by Winton Fund Management Ireland DAC.

PRIPs Manufacturer: Winton Fund Management Ireland DAC

Website: www.winton.com; Telephone: +44(0)20 8576 5800

The Central Bank of Ireland is responsible for supervising Winton Fund Management Ireland DAC in relation to this Key Information Document ("KID").

This PRIIP is authorised in Ireland.

Winton Fund Management Ireland DAC is authorised in Ireland and regulated by the Central Bank of Ireland.

This document was last updated on 14/03/2025.

What is this Product?

Type

The Fund is a sub-fund of Winton UCITS Funds ICAV, an umbrella open-ended Irish collective asset-management vehicle authorised by the Central Bank of Ireland as a UCITS, and this KID describes the share class above and the Fund.

The Share Class is accumulating, meaning that any income generated by the Fund is reinvested.

The base currency of the Fund is USD and the currency of the Share Class is USD.

Investment Objective and Policy

The investment objective of the Fund is to seek to achieve long term investment growth.

To achieve its objective, the Fund invests in a diversified portfolio of financial contracts (derivatives) that provide a return linked to the performance of certain share indices, tradeable debt (bonds), interest rates and currencies. The use of derivatives also allows the Fund to benefit from the decline in the value of such assets (short positions).

The Fund also invests in products known as 'structured financial instruments', a form of investment that provides a return linked to the performance of certain commodity markets.

The Fund's investments are determined according to a systematic trend-following strategy developed by Winton Capital Management Limited following a process that is based on statistical analysis of historical data.

The Fund is actively managed which means that the Investment Manager is actively making investment decisions for the Fund.

The Fund is not managed in reference to a benchmark.

No income will be paid on your investment.

You may sell your investment on a daily basis.

Intended investor

The Fund is intended for sophisticated retail and institutional investors

Term

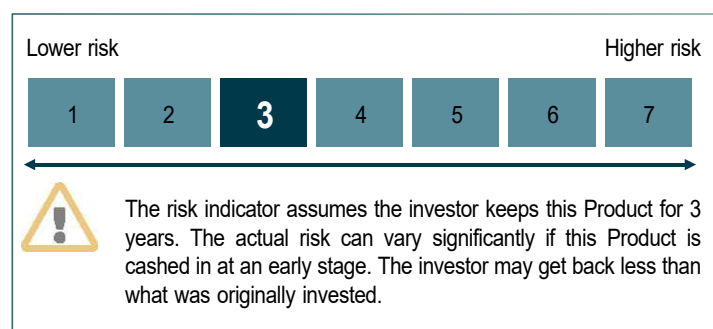
The Fund has no maturity date.

The Fund can be terminated if the net asset value is below USD 20 million or if a change in the economic or political situation would justify such liquidation if necessary in the interests of the shareholders.

Depository: The Bank of New York Mellon SA/NV, Dublin Branch

What are the risks and what could I get in return?

Risk Indicator



The summary risk indicator is a guide to the level of risk of this product compared to other products. It shows how likely it is that the product will lose money because of movements in the markets. The risk category is not guaranteed and may change over time.

This product has been classified as 3 out of 7, which is a medium-low risk class.

For other risks materially relevant to the Fund which are not taken into account in the summary risk indicator, please read the Fund's Annual Report or Prospectus available at <https://www.wintonucits.com>.

Performance Scenarios

The figures shown include all the costs of the product itself but may not include costs payable to an advisor or distributor. The figures do not take into account the investor's personal tax situation, which may also affect the return of the investment.

Future market performance will determine the return from this product. Market developments in the future are uncertain and cannot be accurately predicted.

The unfavourable, moderate, and favourable scenarios shown in the table below are illustrations using the worst, average, and best performance of the product and/or the suitable benchmark/proxy over the last 10 years. Markets could develop very differently in the future.

Recommended Holding Period: 3 years		Investment of 10,000 USD	
		If you exit after 1 year	If you exit after 3 years
Stress Scenario	What you might get back	7,267 USD	7,499 USD
	Average Return each year	-27.33 %	-9.15 %
Unfavourable Scenario	What you might get back	9,004 USD	9,481 USD
	Average Return each year	-9.96 %	-1.76 %
Moderate Scenario	What you might get back	10,377 USD	11,680 USD
	Average Return each year	3.77 %	5.31 %
Favourable Scenario	What you might get back	12,376 USD	14,283 USD
	Average Return each year	23.76 %	12.62 %

The stress scenario shows what an investor might get back in extreme market circumstances.

Unfavourable scenario: This type of scenario occurred for an investment in the product and/or a suitable benchmark/proxy between 01/03/2016 and 01/03/2019.

Moderate scenario: This type of scenario occurred for an investment in the product and/or a suitable benchmark/proxy between 09/03/2017 and 09/03/2020.

Favourable scenario: This type of scenario occurred for an investment in the product and/or suitable benchmark/proxy between 31/10/2020 and 31/10/2023.

What happens if Winton Fund Management Ireland DAC is unable to pay out?

The assets of the Fund are held in safekeeping by its Depositary. In the event of the insolvency of Winton Fund Management Ireland DAC, the Fund's assets in the safekeeping of the Depositary will not be affected. However, in the event of the Depositary's insolvency, or someone acting on its behalf, the Fund may suffer a financial loss. However, this risk is mitigated to a certain extent by the fact the Depositary is required by law and regulation to segregate its own assets from the assets of the Fund. As a shareholder in the Fund, there is no investor compensation or guarantee scheme applies to an investment in the Fund.

What are the costs

The person advising on or selling you this product may charge you other costs. If so, this person will provide you with information about these costs and how they affect your investment.

Costs over time

The tables show the amounts that are taken from your investment to cover different types of costs. These amounts depend on how much you invest, how long you hold the Fund and how the Fund performs. The amounts shown here are illustrations based on an example investment amount and different possible investment periods.

We have assumed that, in the first year, you would get back the amount that you invested (0 % annual return). For the other holding period, we have assumed the Fund performs as shown in the 'moderate' scenario.

Recommended Holding Period: 3 years Investment of 10,000 USD		If you exit after 1 year	If you exit after 3 years
Total Costs		222 USD	836 USD
Annual cost impact % *		2.2 %	2.5 % each year

(*) This illustrates how costs reduce your return each year over the holding period. For example it shows that if you exit at the recommended holding period your average return per year is projected to be 7.77 % before costs and 5.31% after costs.

Composition of costs

One-off costs upon entry or exit		If you exit after 1 year
Entry costs	No subscription fee applies.	0 USD
Exit costs	No redemption fee applies.	0 USD
Ongoing costs taken each year		
Management fees and other administrative or operating costs	1.86% of the value of your investment per year.	186 USD
Transaction costs	0.36% of the value of your investment per year. This is an estimate of the costs incurred when we buy and sell the underlying investments for the product. The actual amount will vary depending on how much we buy and sell.	36 USD
Incidental costs taken under specific conditions		
Performance Fees	No performance fee applies.	0 USD

How long should I hold it and can I take my money out early?

There is no recommended minimum holding period for this Fund but investors should not view this as a short term investment. However, you can redeem your investment without penalty at any time in accordance with the Fund's prospectus.

How can I complain?

Please contact the management company with any questions, comments or complaints by telephone, email or post:

Winton Fund Management Ireland DAC

32 Molesworth Street

Dublin 2

Tel: +44(0)20 8576 5800

E-mail: investorservices@winton.com

Complaints

Complaints from investors should in the first instance be directed to your usual contact person or via the contact details listed above.

Other relevant information

The Share Class (USD I-D Shares) presented in this Key Information Document is representative of Classes EUR I-D Shares (ISIN: IE000VDAWYV8) and CHF I-D Shares (ISIN: IE000R2Y2357) in the Fund.

Additional documents in English relating to this Fund such as Prospectus, Annual and Semi-Annual Reports as well as other information including the latest share prices are available free of charge at www.wintonucits.com.

Past performance and performance scenarios: Go to www.wintonucits.com. Note that past performance is not an indicator of future results.